

APPENDIX C

Results Of Kaycee Housing Survey 2003

Kaycee Housing Survey Results

Q1: Number of residents in your household?

Number of residents in your household?			
	Counts	Percents	Percents
			0 100
Two	25	40.3%	
One	14	22.6%	
Four	11	17.7%	
Three	7	11.3%	
Five	4	6.5%	
Other	1	1.6%	
Totals	62	100.0%	

Q2: What type of housing do you currently reside in?

What type of housing do you currently reside in?			
	Counts	Percents	Percents
			0 100
Single family Dwelling	40	64.5%	
Mobile home	17	27.4%	
Apartment	2	3.2%	
Other	3	4.8%	
Totals	62	100.0%	

Q3: How long have you lived in your community?

How long have you lived in your community?			
	Counts	Percents	Percents
			0 100
One to three years	8	13.1%	
- 40 years	5	8.2%	
- 30 years	4	6.6%	
Four to six years	3	4.9%	
- 10 years	3	4.9%	
- 14 years	3	4.9%	
- 15 years	3	4.9%	
- 20 years	3	4.9%	
- 25 years	3	4.9%	
- 50 years	3	4.9%	
- 9 years	3	4.9%	
Less than one year	2	3.3%	
- 57 years	2	3.3%	
- 60 years	2	3.3%	
- 8 years	2	3.3%	
Other	12	19.7%	
Totals	61	100.0%	

Q4: What is your current annual household income?

What is your current annual household income? (Please consider income from all sources.)			
	Counts	Percents	Percents 0 100
\$50,000 - \$74,999	11	22.0%	
\$25,000 - \$29,999	8	16.0%	
\$35,000 - \$39,999	6	12.0%	
\$12,000 - \$14,999	4	8.0%	
\$40,000 - \$44,999	4	8.0%	
Less than \$12,000	3	6.0%	
\$30,000 - \$34,999	3	6.0%	
\$45,000 - \$49,999	3	6.0%	
\$75,000 - \$99,999	3	6.0%	
\$100,000 or more	3	6.0%	
Other	2	4.0%	
Totals	50	100.0%	

Q5: Do you own or rent your current housing unit?

Do you own or rent your current housing unit?			
	Counts	Percents	Percents 0 100
Own	48	80.0%	
Rent	12	20.0%	
Totals	60	100.0%	

Q6: What is your current rent or mortgage?

What is the amount of your current rent or mortgage?			
	Counts	Percents	Percents 0 100
Under \$300	20	50.0%	
\$300 - \$399	5	12.5%	
\$500 - \$599	5	12.5%	
\$400 - \$499	3	7.5%	
\$600 - \$699	3	7.5%	
\$700 - \$799	2	5.0%	
\$800 - \$899	2	5.0%	
Totals	40	100.0%	




Q7: Are you satisfied with your current housing?

Are you satisfied with your current housing?			
	Counts	Percents	Percents 0 100
Yes	52	83.9%	
No	10	16.1%	
Totals	62	100.0%	



Q8: If you are not satisfied with your current housing, why not?

If you are not satisfied with current housing, why not?			
	Counts	Percents	Percents 0 100
Housing unit too small	4	40.0%	
Housing unit in poor condition	4	40.0%	
Type of housing unit	4	40.0%	
Location	4	40.0%	
Other	2	20.0%	
Totals	10	n/a	




Q9: If you are not satisfied with current housing, what type of housing are you currently seeking?

If you are not satisfied with current housing, what type of housing are you seeking?			
	Counts	Percents	Percents 0 100
Manufactured home or modular home	5	50.0%	
Single family dwelling	3	30.0%	
Other	2	20.0%	
Totals	10	100.0%	

Q10: If the type of housing that you are seeking would be available in the Town of Kaycee, would you prefer to purchase or rent that type of housing unit?

If the type of housing that you are seeking would be available in the Town of Kaycee, would you prefer to purchase or rent that type of housing?			
	Counts	Percents	Percents 0 100
Rent	1	100.0%	
Purchase	0	0.0%	
Totals	1	100.0%	

Q11: If you do plan to purchase or rent available housing, how soon do you intend to purchase or rent that housing unit?

If you plan to purchase or rent available housing, how soon do you intend to purchase or rent that housing unit?			
	Counts	Percents	Percents 0 100
Within two years	4	50.0%	
Within one year	3	37.5%	
Other	1	12.5%	
Totals	8	100.0%	